



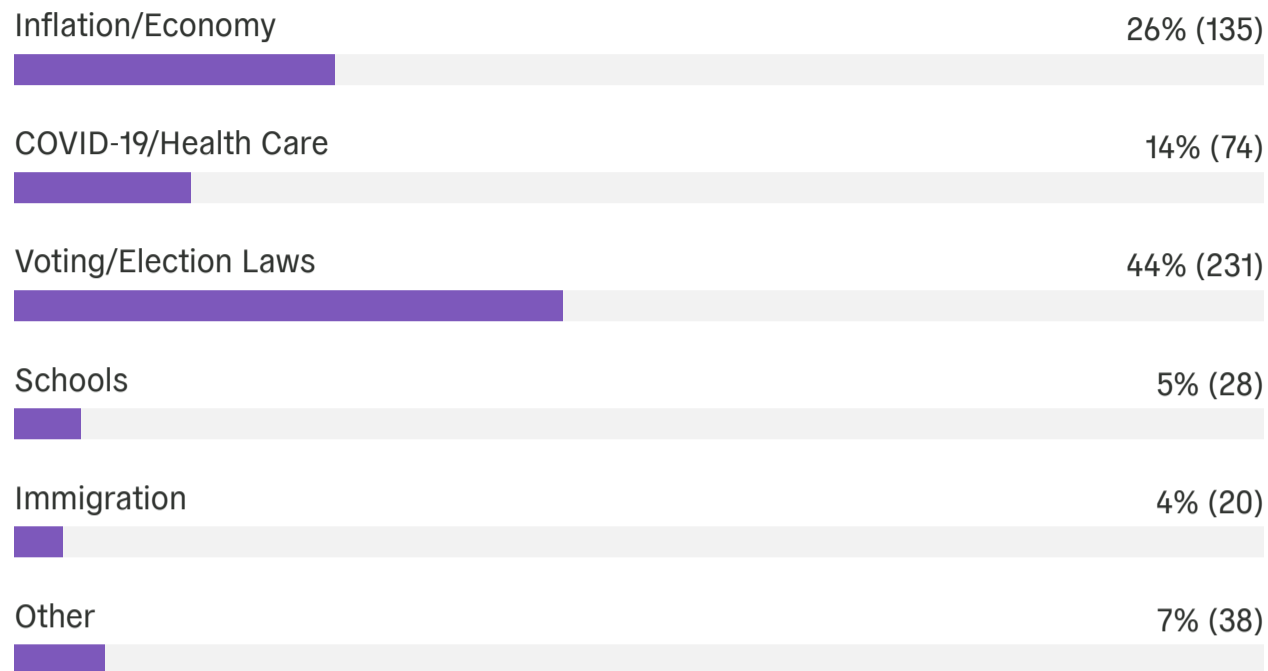
2022 priorities

Poll Set Results
FINAL

02/01/2022

What should be the top government and election priority in 2022?

Overview

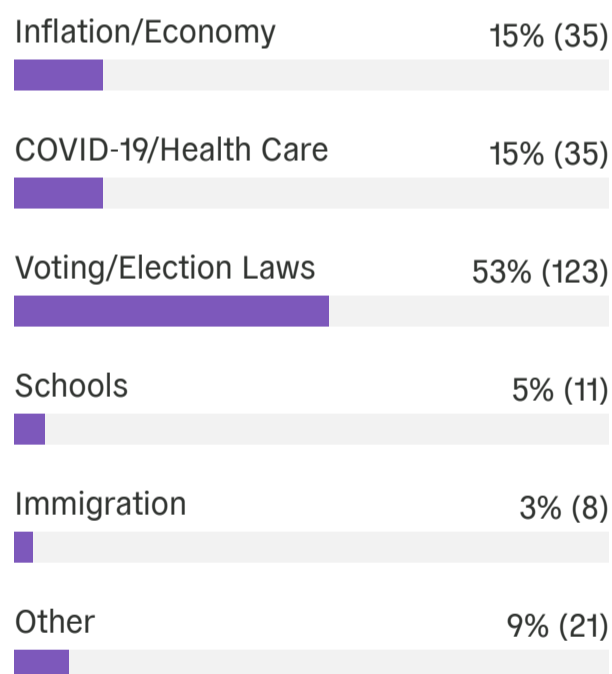


Breakdowns

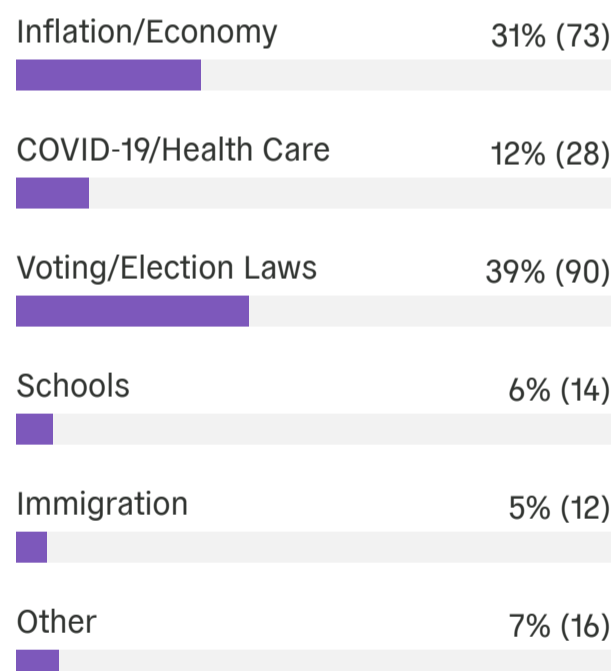
Gender

Responses broken down by the gender of the respondent. Currently, most public data only supports male, female, and unknown.

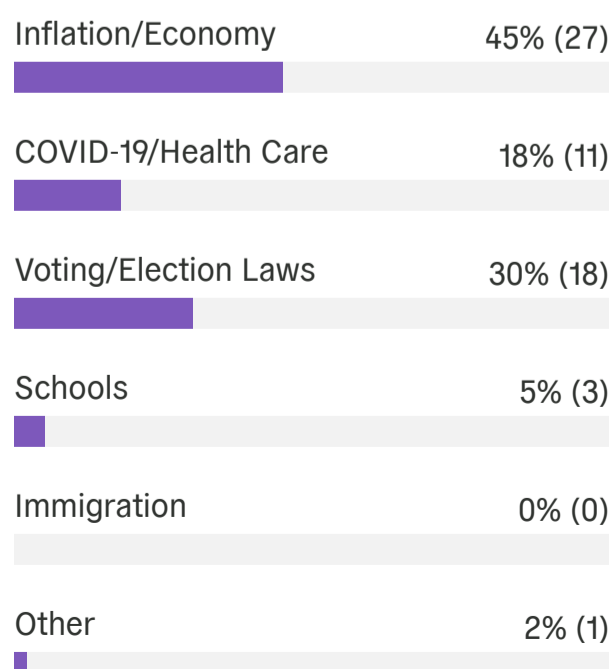
Female



Male



Unknown



Age Range

Responses broken down by age of the respondent. Respondents for whom age are unknown are not included in these breakdowns.

25-34


Inflation/Economy 50% (4)




COVID-19/Health Care 13% (1)




Voting/Election Laws 25% (2)




Schools 0% (0)



Immigration 0% (0)



Other 13% (1)




35-44


Inflation/Economy 25% (14)




COVID-19/Health Care 11% (6)




Voting/Election Laws 38% (21)




Schools 16% (9)



Immigration 0% (0)




Other 9% (5)




45-54


Inflation/Economy 24% (16)




COVID-19/Health Care 13% (9)




Voting/Election Laws 43% (29)




Schools 4% (3)



Immigration 4% (3)




Other 10% (7)




55-64


Inflation/Economy 27% (26)




COVID-19/Health Care 18% (17)



Voting/Election Laws 38% (36)




Schools 4% (4)



Immigration 6% (6)




Other 7% (7)




65-74

Inflation/Economy 16% (20)




COVID-19/Health Care 15% (19)



Voting/Election Laws 54% (70)




Schools 3% (4)



Immigration 4% (5)




Other 9% (11)




75 years or older

Inflation/Economy 22% (9)




COVID-19/Health Care 10% (4)




Voting/Election Laws 59% (24)




Schools 2% (1)



Immigration 5% (2)



Other 2% (1)




Unknown

Inflation/Economy 35% (46)



COVID-19/Health Care 14% (18)




Voting/Election Laws 38% (49)



Schools 5% (7)



Immigration 3% (4)



Other 5% (6)

