



Kamala Harris as VP

Poll Set Results
FINAL

08/27/2020

How does Joe Biden's choice of Sen. Kamala Harris as his running mate influence your voting decision?



How does Joe Biden's choice of Sen. Kamala Harris as his running mate influence your voting decision?

Overview

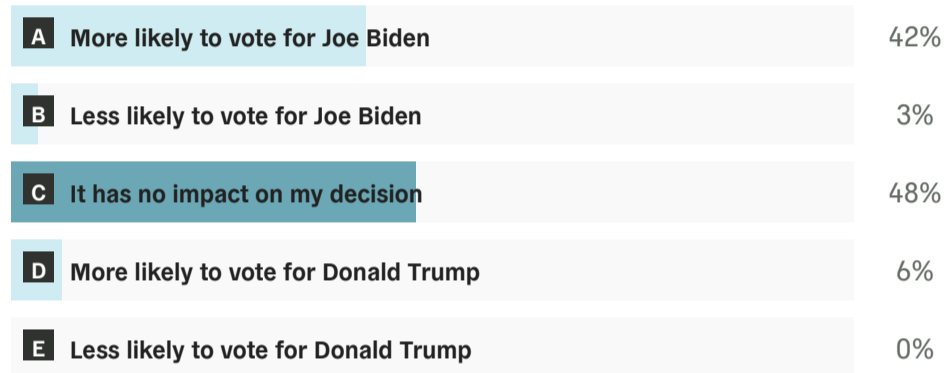


Breakdowns

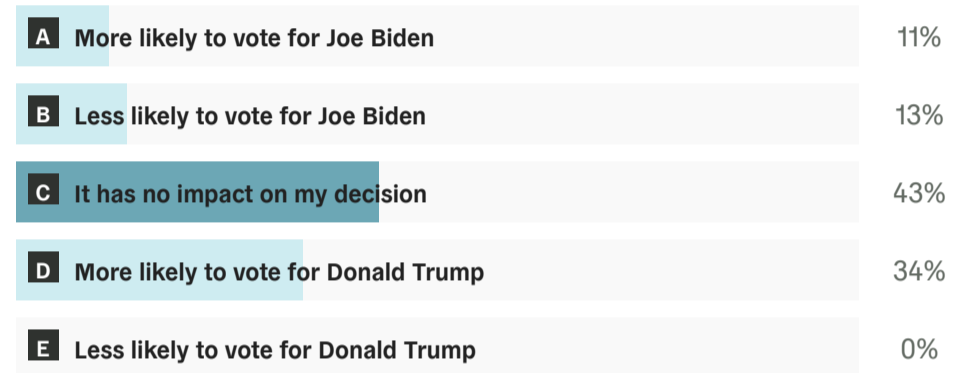
Gender

Responses broken down by the gender of the respondent. Currently, most public data only supports male, female, and unknown.

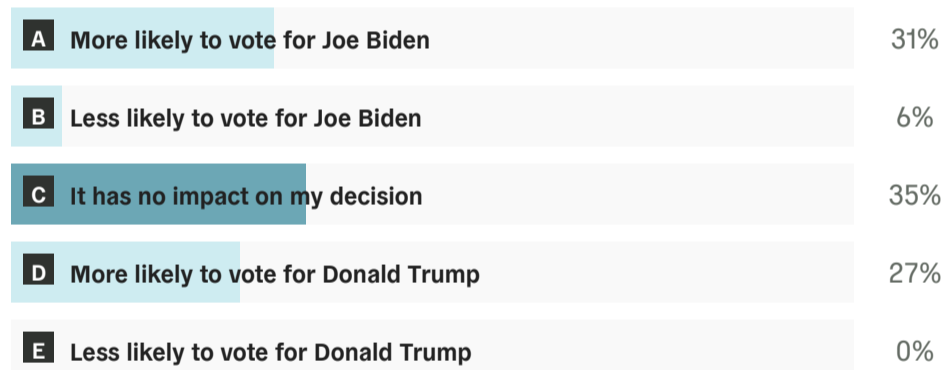
Female



Male



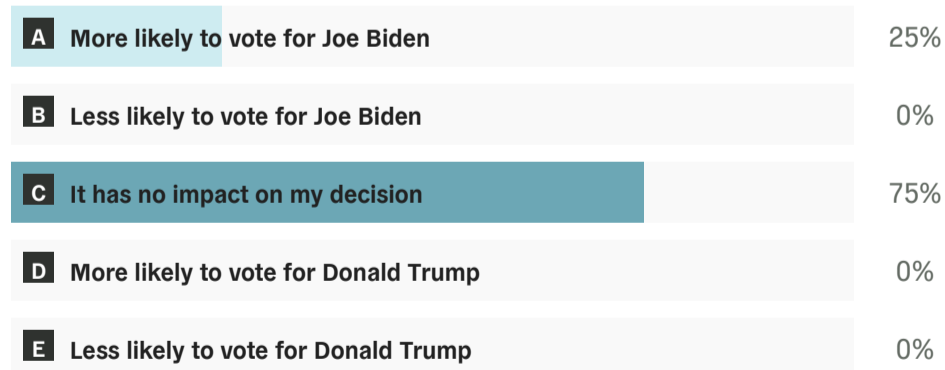
unknown



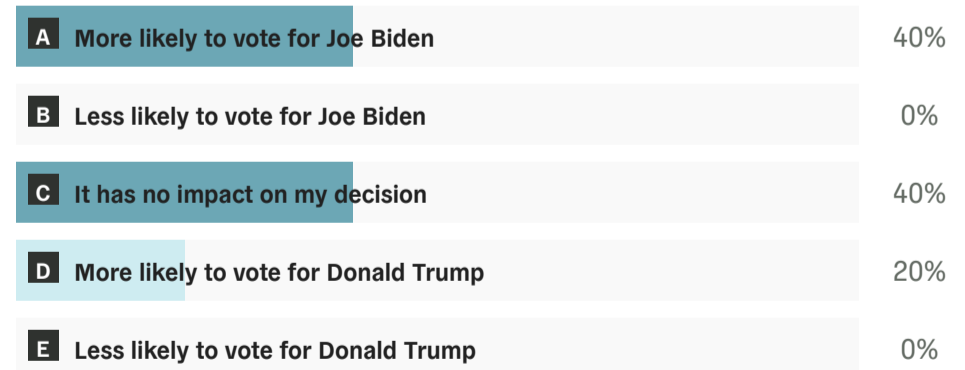
Age Range

Responses broken down by age of the respondent. Respondents for whom age are unknown are not included in these breakdowns.

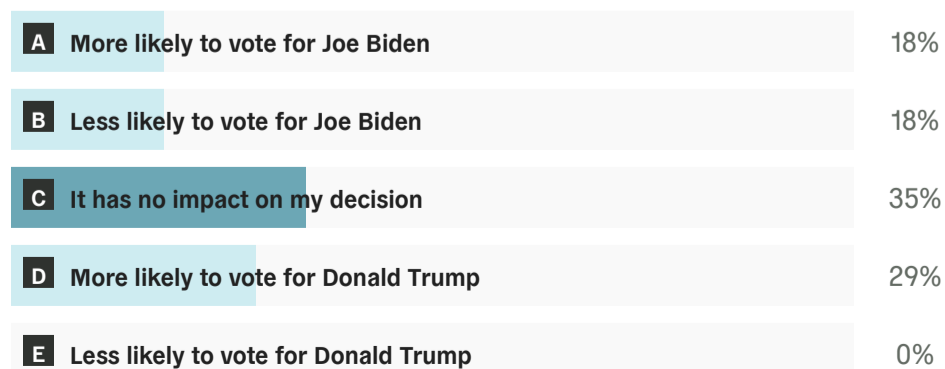
30-39



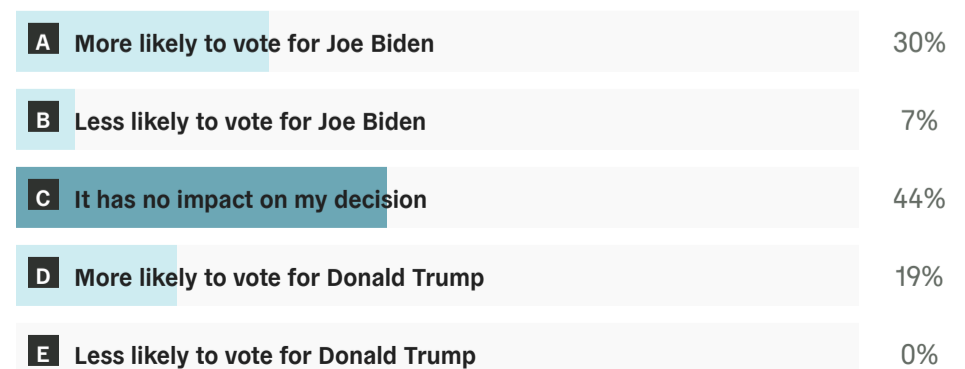
40-49



50-59



60-69



70-79

| | |
|---|-----|
| A More likely to vote for Joe Biden | 15% |
| B Less likely to vote for Joe Biden | 15% |
| C It has no impact on my decision | 38% |
| D More likely to vote for Donald Trump | 31% |
| E Less likely to vote for Donald Trump | 0% |

unknown

| | |
|---|-----|
| A More likely to vote for Joe Biden | 31% |
| B Less likely to vote for Joe Biden | 5% |
| C It has no impact on my decision | 36% |
| D More likely to vote for Donald Trump | 27% |
| E Less likely to vote for Donald Trump | 0% |

80-89

| | |
|---|-----|
| A More likely to vote for Joe Biden | 0% |
| B Less likely to vote for Joe Biden | 0% |
| C It has no impact on my decision | 50% |
| D More likely to vote for Donald Trump | 50% |
| E Less likely to vote for Donald Trump | 0% |