

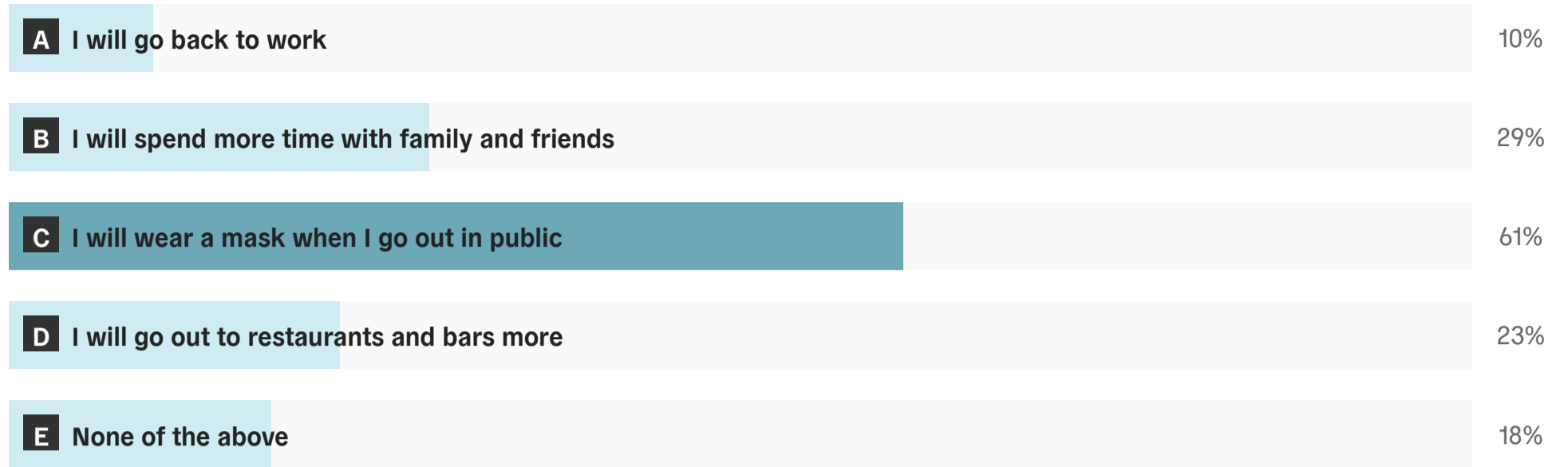


# May 2020 polls - post-Safer at Home

Poll Set Results  
FINAL

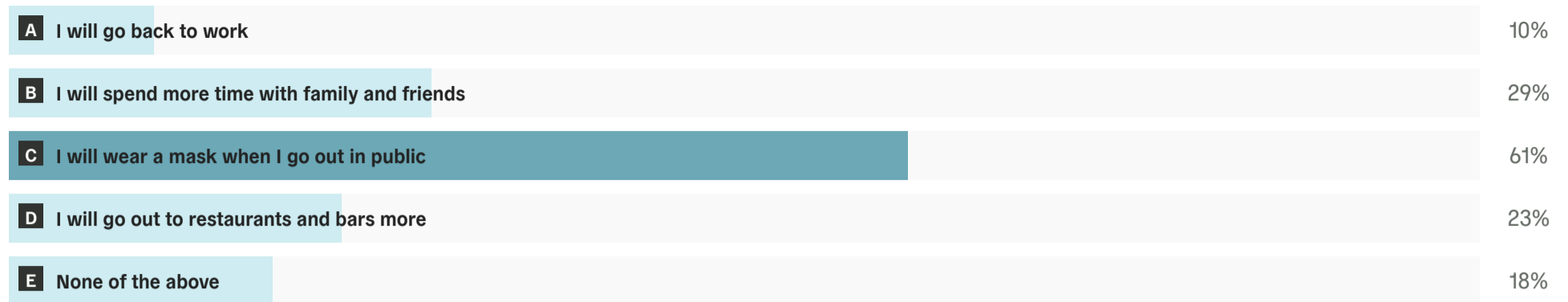
06/09/2020

### How will the end of Wisconsin's "Safer at Home" policy change your day-to-day life?



## How will the end of Wisconsin's "Safer at Home" policy change your day-to-day life?

### Overview



### Breakdowns

#### Age Range

Responses broken down by age of the respondent. Respondents for whom age are unknown are not included in these breakdowns.

##### 18-29



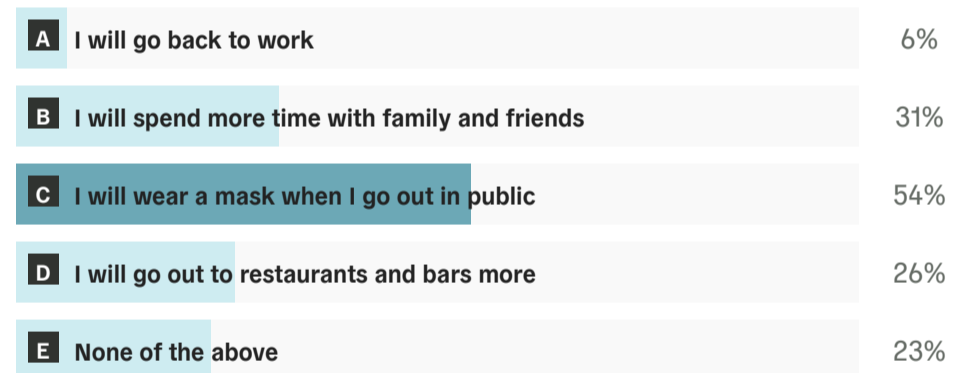
##### 30-39



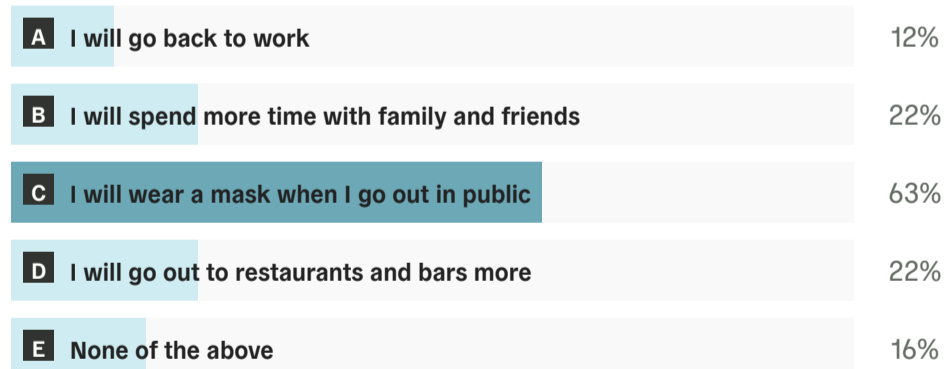
##### 40-49



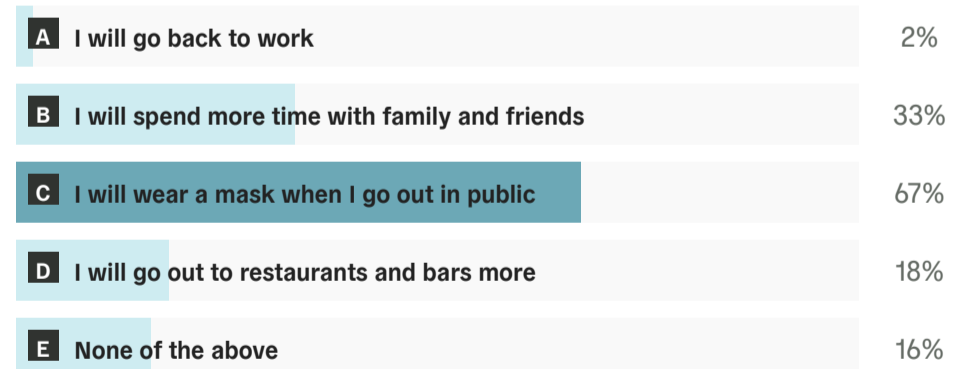
##### 50-59



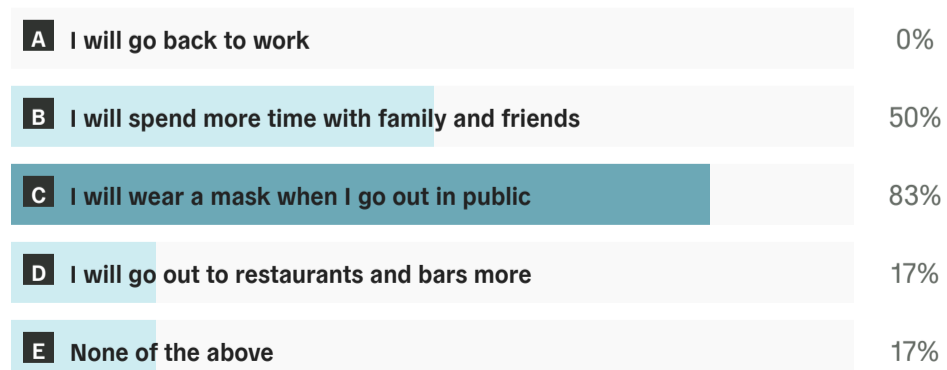
##### 60-69



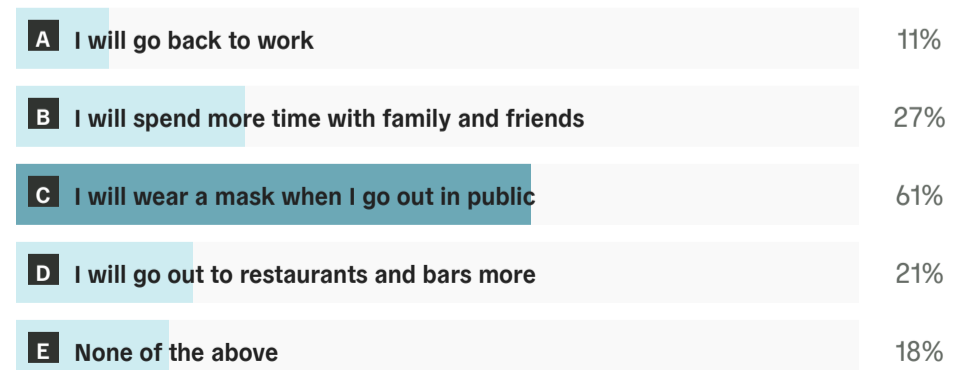
##### 70-79



##### 80-89



##### unknown



#### Gender

Responses broken down by the gender of the respondent. Currently, most public data only supports male, female, and unknown.

## Female

<b>A</b> I will go back to work	7%
<b>B</b> I will spend more time with family and friends	29%
<b>C</b> I will wear a mask when I go out in public	68%
<b>D</b> I will go out to restaurants and bars more	14%
<b>E</b> None of the above	20%

## unknown

<b>A</b> I will go back to work	10%
<b>B</b> I will spend more time with family and friends	27%
<b>C</b> I will wear a mask when I go out in public	63%
<b>D</b> I will go out to restaurants and bars more	20%
<b>E</b> None of the above	19%

## Male

<b>A</b> I will go back to work	13%
<b>B</b> I will spend more time with family and friends	29%
<b>C</b> I will wear a mask when I go out in public	53%
<b>D</b> I will go out to restaurants and bars more	33%
<b>E</b> None of the above	16%