

# COVID-19 DASHBOARD

Our COVID Dashboard will be updated and revamped in the near future. What sort of data would you like to see that has the most value to the community? Let us know: [editor@valleysentinelnews.com](mailto:editor@valleysentinelnews.com)

## WISCONSIN SUMMARY

Cases as of 1/10/2023

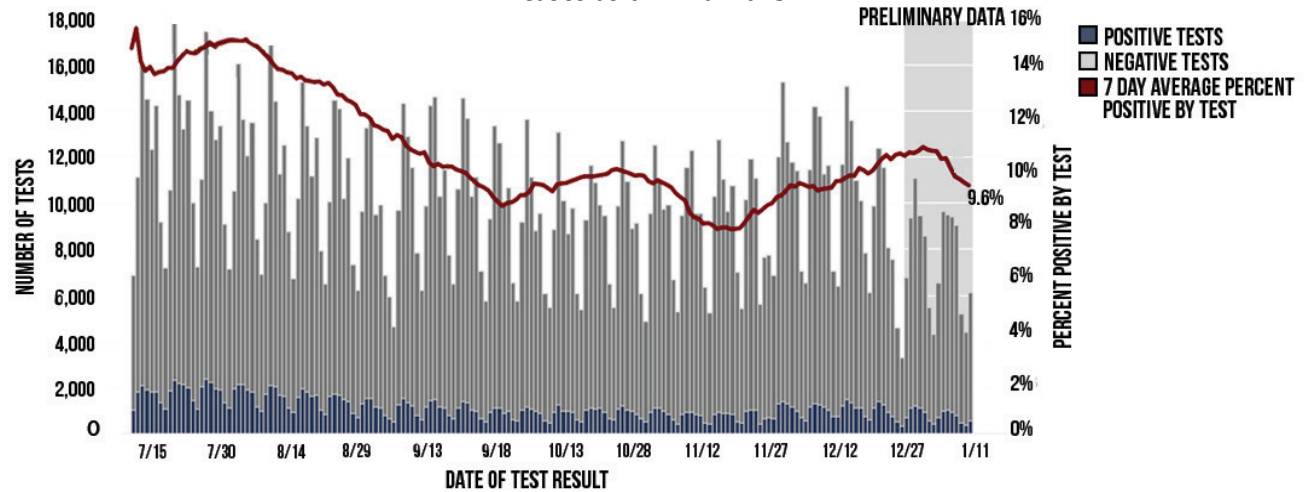
**1,730,293 POSITIVE CASES**

+10,942 from 12/27

**13,991 DEATHS**

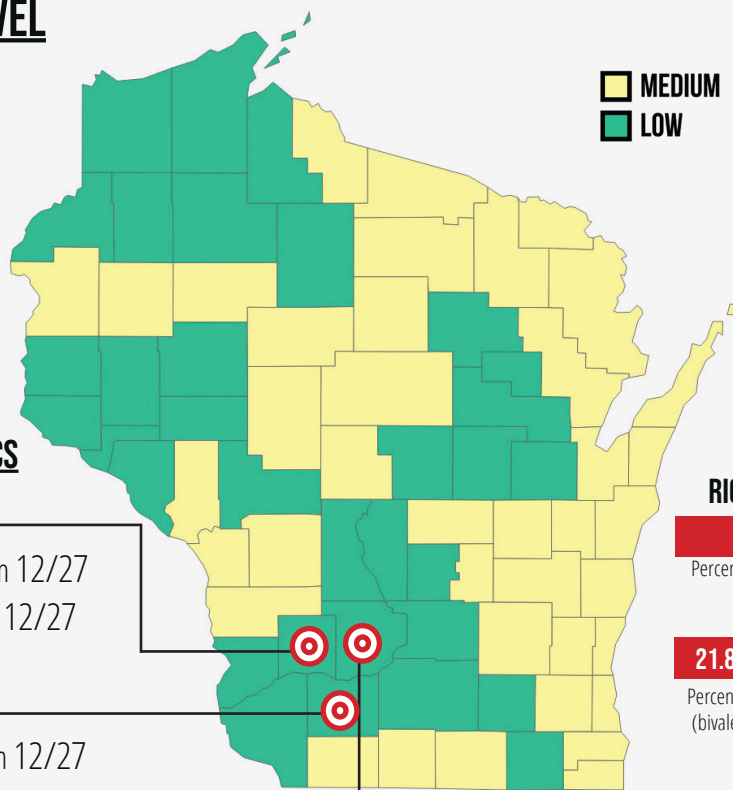
+107 from 12/27

Updated: 1/10/2023



### COVID CASE ACTIVITY LEVEL

Updated: 1/10/2023  
This map shows the current CDC COVID-19 Community Level for each county in Wisconsin. Community levels measure the impact of COVID-19 illness on health and health care systems in communities. COVID-19 community levels can help communities and individuals make decisions based on their local context and their unique needs. Community vaccination coverage and other local information can also inform decision-making for health officials and individuals.



### COUNTY LEVEL WEEKLY STATISTICS

#### RICHLAND COUNTY

4,917 Positive Cases +37 from 12/27  
55 Deaths +2 from 12/27

#### IOWA COUNTY

6,784 Positive Cases +46 from 12/27  
34 Deaths +2 from 12/27

#### SAUK COUNTY

20,632 Positive Cases +127 from 12/27  
159 Deaths +2 from 12/27

Updated: 1/10/2023

### VACCINE SUMMARY STATISTICS

Updated: 1/10/2023

**65.8%** of Wisconsin residents have received at least one dose  
**61.8%** of Wisconsin residents have completed the vaccine series  
**18.3%** of Wisconsin residents have received and updated booster

**3,606,992** Wisconsin residents have completed the vaccine series  
**2,217,455** Wisconsin residents have received an updated booster

### VACCINE DATA

Updated: 1/10/2023

#### RICHLAND

**57.9%**  
Percent completed the primary series

**21.8%**  
Percent received the updated (bivalent) COVID-19 booster

#### SAUK

**62.9%**  
Percent completed the primary series

**20.7%**  
Percent received the updated (bivalent) COVID-19 booster

#### IOWA

**67.7%**  
Percent completed the primary series

**22.4%**  
Percent received the updated (bivalent) COVID-19 booster

### PERCENT OF WISCONSIN RESIDENTS AGES 5-11 WHO HAVE COMPLETED THE PRIMARY SERIES BY COUNTY

Updated: 1/10/2023

Lower % Higher %

#### RICHLAND COUNTY

Ages 5-11 **18.4%**

#### IOWA COUNTY

Ages 5-11 **31.6%**

#### SAUK COUNTY

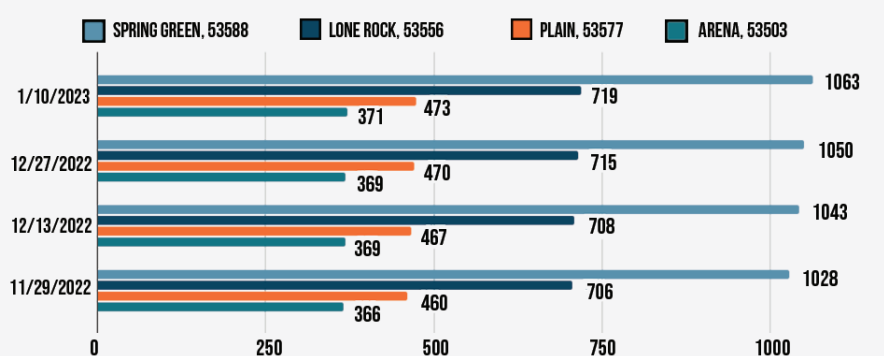
Ages 5-11 **25%**

#### DANE COUNTY

Ages 5-11 **59.1%**

### CASES PER ZIP CODE

Cases as of 1/10/2023



### PERCENT OF WISCONSIN RESIDENTS WHO HAVE COMPLETED THE PRIMARY SERIES

Updated: 1/10/2023

